

LED Parking Light

SL-ST10P-300W

Features/Application

- Outdoor use
- Parks and parking lots
- Loading areas and sporting venues



Optical Data

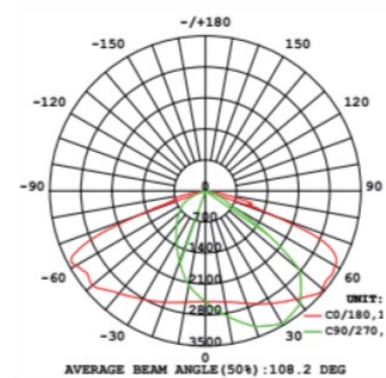
LED Type	Nichia SMD from Japan
LED Life Span	>50,000Hrs
System Efficacy	130(±5%)LM/W
Luminous Flux	42000(±5%)LM
CCT	3000K, 4000K, 5700K, 6500K
CRI	>Ra70(Ra80 optional)
Beam Angle	60×150°, 70×150°, 80×150°, 90×150°

Electrical Data

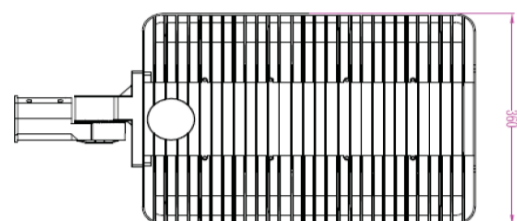
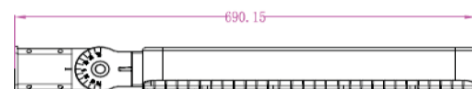
Input Voltage	AC100-277V
Input Surge Protection	10kV surge protection
System Power Consumption	300W
Power Frequency	50/60Hz
Power Factor	>0.95
THD	<15%

Others

Housing	Aluminum Die-casting
Ingress Protection	IP66
Operating Temperature	-30°C to +50°C
Operating Humidity	15-90%RH
Outlook Dimensions	690.15×360×78mm
Luminaire Net Weight	9.5kg



Light Distribution Curve



Physical Dimensions

Disclaimer : Subject to change without notice. Errors and omission excepted. Always make sure to use the most recent release.