

LED High Bay Smart Series



SL-HBC-200



มอก.1955-2551



Application

ใช้สำหรับติดตั้งพื้นที่เพดานสูง เช่น โรงงานอุตสาหกรรม คลังสินค้า ห้างสรรพสินค้า สนามกีฬา เป็นต้น

Specification

Optical Data

| | |
|-----------------|------------------------------|
| LED Type | : Philips Lumiled |
| System Efficacy | : 150LM/W |
| Luminous Flux | : 30000LM |
| CCT | : 3000K, 4000K, 5000K, 6000K |
| Beam Angle | : 120°, 90°, 60° |
| CRI | : >70/>80 |

Electrical Data

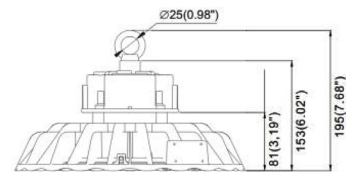
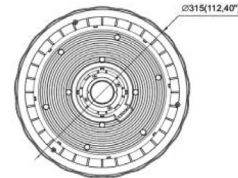
| | |
|---------------------------|----------------------|
| Power Supply | : Moso |
| Input Voltage | : AC100~277, 50/60Hz |
| System Power Consumption | : 200±5W |
| Power Factor | : >0.95 |
| Total Harmonic Distortion | : <15% |

Mechanic Data

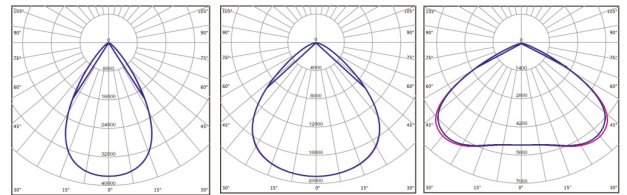
| | |
|-----------------------|------------------|
| Ingress Protection | : IP65 |
| Life Span | : >50000Hrs |
| Fixture Material | : Aluminum Alloy |
| Storage Temperature | : -40~+60°C |
| Operating Temperature | : -30~+50°C |
| Outlook Dimensions | : 315x195mm |
| Luminaire Net Weight | : 3.3±0.3kg |

Optional Info.

| | |
|----------------------|--|
| Installation Methods | : Hook Installation / Ceiling Mounting |
| Fixture Color | : Black Body |



Light Distribution Curve



Beam Angle 60°

Beam Angle 90°

Beam Angle 120°

Ordering Data

| Model | Watt | CCT | Beam |
|------------|------|-------|------|
| SL-HBC-200 | 200W | 3000K | 60D |
| | | 4000K | 90D |
| | | 5000K | 120D |
| | | 6000K | |

Accessories Optionals

